

Eagle 620/625

PATIENT LIFT

The Vermeiren patient lift was designed to bring a real comfort to the patient during the transfers but also for the people who are taking care of the patient. The patient lift Eagle 620 and Eagle 625 are equipped with the Linak HB7X engine feeding from a battery with an autonomy of approximately 45 lifts.



Users weight
Eagle 620 : 150 kg
Eagle 625 : 175 kg

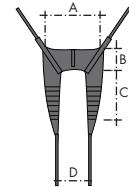
Foldable model: easy storage

Slings

SANITARY

Available in
 M - L - XL (sizes in mm)

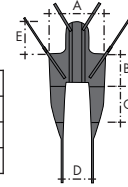
	A	B	C	D
M	740	220	580	410
L	780	260	660	470
XL	860	310	710	500



COMFORT

Available in
 M - L - XL (sizes in mm)

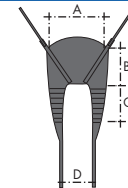
	A	B	C	D	E
M	750	350	470	270	400
L	820	380	490	400	400
XL	900	430	590	400	400



STANDARD

Available in
 M - L - XL (sizes in mm)

	A	B	C	D
M	740	370	430	400
L	790	420	480	430
XL	850	480	520	450



- ✓ **Design**
- ✓ **Functionality**
- ✓ **Safety**
- ✓ **Reliability**

Quality wheels of 100 mm ensure that this patient lift can be used on almost any underground.

EAGLE



Model

620
625

1740
 1840

1115
 1290

550
 680

1035
 1225

728-1740
 766-1840

480
 480

37
 42

150
 175

Sizes in mm, weight in kg. Deviations in sizes and weight (15 mm, 1,5 kg and 1,5°) are possible.